













**COMUNE DI CORCIANO**  
**ELEZIONE DIRETTA DEL SINDACO E DEL CONSIGLIO COMUNALE 2023**  
**CANDIDATI E LISTE COLLEGATE**

N° SEZ	SEZIONE	 LORENZO PIEROTTI SINDACO	 ALLEANZA VERDI SINISTRA- SINISTRA CIVICA VERDE PER CORCIANO	 PIEROTTI SINDACO (AZIONE, ITALIA VIVA, PSI, CIVICI X)	 PARTITO DEMOCRATICO	 UNITI PER CORCIANO (PIEROTTI SINDACO)	PIEROTTI LORENZO	 INSIEME PER CORCIANO-UMBRIA CIVICA	 FRATELLI D'ITALIA	 FORZA ITALIA	 LEGA SALVINI PREMIER	PADOVANO DANIELE	 MOVIMENTO 5 STELLE	FIORONI CHIARA
1	CORCIANO	14,48%	6,63%	9,40%	34,05%	3,24%	66,81%	8,94%	13,87%	3,70%	1,69%	29,39%	4,01%	3,80%
2	CASTELVIETO	15,52%	1,72%	5,46%	43,10%	2,01%	67,70%	10,92%	14,94%	2,01%	0,86%	28,93%	3,45%	3,37%
3	CHIUGIANA	16,07%	4,96%	9,92%	29,96%	8,93%	69,90%	3,77%	14,68%	2,98%	2,38%	24,00%	6,35%	6,10%
4	CAPOCAVALLO	17,53%	1,73%	13,85%	22,08%	1,95%	56,51%	10,61%	19,48%	5,63%	3,90%	40,13%	3,25%	3,36%
5	TAVERNE	24,36%	3,76%	8,71%	19,01%	2,97%	57,30%	13,66%	14,85%	8,12%	1,78%	39,42%	2,77%	3,28%
6	MANTIGNANA	16,17%	1,59%	17,77%	18,91%	3,19%	57,52%	4,78%	26,20%	5,24%	2,73%	38,94%	3,42%	3,54%
7	MANTIGNANA	15,89%	1,43%	15,07%	20,98%	3,67%	56,49%	5,09%	26,48%	4,48%	1,63%	38,32%	5,30%	5,19%
8	SAN MARIANO	26,21%	3,30%	10,57%	21,81%	7,05%	68,55%	3,52%	19,16%	2,20%	1,32%	26,46%	4,85%	4,99%
9	SAN MARIANO	23,67%	5,34%	9,05%	26,22%	4,87%	68,61%	5,34%	15,78%	3,02%	0,93%	25,56%	5,80%	5,83%
10	SOLOMEO	9,14%	1,48%	4,94%	57,04%	1,23%	72,73%	4,94%	13,09%	2,96%	1,98%	23,92%	3,21%	3,35%
11	MIGIANA	13,93%	3,34%	9,47%	27,30%	5,85%	60,43%	8,08%	18,66%	4,74%	3,62%	34,22%	5,01%	5,35%
12	CHIUGIANA	18,57%	4,57%	4,86%	33,71%	9,43%	70,70%	6,00%	13,43%	4,00%	1,43%	25,35%	4,00%	3,94%
13	CHIUGIANA	23,16%	3,79%	7,13%	34,74%	4,23%	72,96%	4,01%	13,36%	3,56%	2,00%	23,18%	4,01%	3,86%
14	SAN MARIANO	20,47%	6,30%	10,24%	29,13%	3,94%	71,22%	8,27%	14,96%	1,18%	0,79%	23,99%	4,72%	4,80%
15	SAN MARIANO	25,86%	5,17%	10,34%	26,90%	4,14%	73,03%	3,79%	14,14%	5,52%	1,38%	23,68%	2,76%	3,29%
16	CHIUGIANA	20,99%	5,73%	7,25%	30,92%	5,34%	70,11%	5,73%	13,36%	3,05%	1,53%	23,25%	6,11%	6,64%
17	SAN MARIANO	27,05%	3,18%	13,41%	23,86%	6,82%	74,34%	4,55%	12,95%	2,73%	2,27%	22,35%	3,18%	3,32%
18	SAN MARIANO	19,92%	3,73%	9,13%	19,09%	11,20%	63,71%	4,56%	19,50%	3,32%	3,73%	30,65%	5,81%	5,65%
19	SAN MARIANO	26,03%	5,79%	11,78%	17,98%	6,61%	68,15%	3,72%	18,60%	3,51%	0,83%	26,81%	5,17%	5,04%
20	SAN MARIANO	22,60%	3,65%	10,96%	36,53%	3,88%	78,00%	3,42%	13,24%	1,14%	1,60%	18,95%	2,97%	3,05%
21	SAN MARIANO	17,28%	6,48%	10,49%	24,38%	6,17%	64,46%	5,86%	18,83%	2,78%	2,16%	29,82%	5,56%	5,72%
22	CHIUGIANA	18,27%	2,88%	7,21%	26,44%	7,69%	60,27%	2,88%	25,00%	3,37%	1,44%	33,79%	4,81%	5,94%
	TOTALE	19,65%	3,91%	10,13%	28,29%	4,98%	66,66%	6,17%	16,92%	3,70%	1,91%	28,93%	4,32%	4,41%